

DICK’S LIMITED WARRANTY

DICK’S warrants the products described above to be free from defects in workmanship and materials as follows:

Who is Covered?

This limited warranty (“Limited Warranty”) covers only the person who first purchased the product.
This Limited Warranty expires at the time of transfer and is not transferable to anyone else.
Proof of purchase is required to make a warranty claim.

What the Warranty Covers

This Limited Warranty covers defects in materials and workmanship.

What the Warranty Does Not Cover

This Limited Warranty does not cover:

- Expendable items, including by way of example only and not by way of limitation: batteries, light bulbs, fuses, zippers, tires, belts, shoe soles, fabric, and other items that experience wear as a result of normal use.
- Damage through improper use, negligence, abuse, misuse, transportation, acts of nature, or accident, including failure to perform routine maintenance or follow the assembly and/or operating instructions supplied with the product.
- Products used in commercial or rental applications.
- Products that have been modified using replacement parts that were not provided by Dick’s.
- Defects or damage caused by using third-party parts or services.

This Limited Warranty does not cover any consequential or incidental damages of any kind, including transportation to get warranty service, loss of time, and loss of use. Some states do not allow the exclusion or limitation of incidental or consequential damages, so the above limitation may not apply to you.

What the Period of Coverage Is

This Limited Warranty lasts for a period of one year from receipt of the product (unless a different warranty period is noted in Appendix 1). Any implied warranty arising under state law is limited in duration to the one-year period (or other noted time frame) of this Limited Warranty. Some states do not allow limitations on how long an implied warranty lasts, so the above limitation may not apply to you.

How to Make a Warranty Claim

You can make a warranty claim by bringing the product to any store location of the chain the product was purchased as long as: (1) it meets the warranty criteria, (2) is within the warranty period (one year, unless noted differently in Appendix 1), (3) you have a valid proof of purchase and provide that to the store at the time of making the warranty claim, and (4) you are the original purchaser of the product. If you are unable to find your valid proof of purchase, please contact 1-877-846-9997 and a customer service representative may be able to assist.

Please direct all warranty service inquiries as follows:

If in writing, mail to:

DICK’S Sporting Goods, Inc.
345 Court St.
Coraopolis, PA 15108
Attn: Customer Service

If by telephone, call: **1-877-846-9997**

What DICK’S Will Do to Correct the Problem

Once you make a valid warranty claim, DICK’s will either:


- Return or exchange the product; or
- Provide a free replacement part, if applicable; or
- Repair the product for free, if applicable.

How State Law Applies

This Limited Warranty gives you specific legal rights, and you may also have other rights which vary from state to state.

ETHA750

AGILITY LADDER



DICK’S Sporting Goods 345 Court Street Coraopolis, PA 15108





TABLE OF CONTENTS

SECTION	PAGE
BEFORE YOU BEGIN	2
IMPORTANT SAFETY NOTICE	2-3
IMPORTANT CARE AND MAINTENANCE	3
PARTS LIST	3
SETTING UP AND USING YOUR AGILITY LADDER	3
LIMITED WARRANTY	4

BEFORE YOU BEGIN

For your safety and benefit, read this manual carefully before using the exercise equipment. If you have any questions, or find there are missing or damaged parts, please contact our Customer Service Agents.

Toll-Free Customer Service Number

1-877-846-9997

Mon. – Fri. 9 a.m. – 5 p.m. EST

RETAIN THESE INSTRUCTIONS FOR FUTURE USE

! IMPORTANT ! SAFETY NOTICE

This product is intended to be used during agility or speed training drills. The ladder is intended to lay flat on the ground, where the user will step in and out of the boxes without stepping on the product. This product is intended for residential use only and is not intended for institutional or commercial use. Read these instructions before using this product. To avoid injury during assembly, disassembly, use, adjustment and/or movement of the Agility ladder, the following warnings **MUST** be observed at all times to avoid serious injury or death:

! WARNING

1. **CONSULT WITH YOUR PHYSICIAN BEFORE BEGINNING ANY EXERCISE PROGRAM.**
2. If you feel pain or dizziness at any time while exercising, **STOP** immediately and consult your physician. Excessive or incorrect use may cause pain or injury.
3. **This product is not intended for children under age 14.** Adult supervision during use is required. **NEVER** leave the product unattended. Unsupervised children can be injured.

! WARNING Important Instructions For Safe Use:

1. **ALWAYS** use this product on a flat, even surface free of obstacles to avoid injury.
2. This product is intended for training purposes only. **NEVER** use this product for other purposes including, but not limited to, **climbing**.
3. **DO NOT** use attachments not recommended by the manufacturer.
4. **Tripping Hazard: ALWAYS** fold and store product when not in use.
5. **ALWAYS** wear appropriate workout clothing and footwear when exercising.
7. **DO NOT** leave the Agility ladder outdoors in inclement weather as moisture and other elements may adversely affect the performance of the unit.


! IMPORTANT! CARE AND MAINTENANCE

1. Inspect for signs of wear or failure before using the product. If parts are worn or damaged, **DO NOT** use. Contact Customer Service for replacement parts.
2. Examine your Agility ladder regularly for wear. **DO NOT USE** if any defect or damaged parts are found.
3. To clean the Agility ladder, wipe with damp cloth. Do not use soap or chemicals. Use of soap or chemicals can degrade the material and increase the risk of failure of the product.
4. Fold and store unit indoors when not in use.
5. Keep away from fire and heat sources.


! PARTS LIST

Ladder section (x9)

Hook & Loop (x16)



SETTING UP AND USING YOUR AGILITY LADDER



This product is intended to be used during agility or speed training drills. The ladder is intended to lay flat on the ground, where the user will step in and out of the boxes **without stepping on the product**. **ALWAYS** use this product on a flat, even surface free of obstacles.